


XLamp® CHA0612 Pro9™ LED



PRODUCT DESCRIPTION

The XLamp® CHA LED family delivers an industry-leading combination of lumen density and efficacy in LES sizes as small as 3.3 mm. CHA family LEDs deliver 50% higher lumen density than the existing XLamp CMU family LEDs for significant improvements in beam angle and intensity. The XLamp CHA family LEDs are also compatible with the available ecosystem of holders and optics designed for high-intensity COBs.

Pro9™ version LEDs deliver up to 15% higher efficacy for 90 and 95 color rendering index (CRI) over standard version LEDs without sacrificing color rendering quality. Pro9 LEDs feature the industry's highest operating temperature rating of 105 °C and the same maximum current as the standard versions. In addition, all Pro9 LEDs share the same mechanical and electrical characteristics as the standard versions.

XLamp CHA LEDs are optimized for premium indoor lighting applications, including track, spot and downlight, as well as outdoor lighting.

FEATURES

- 6-mm optical source
- Available in 90 and 95 CRI minimum options
- EasyWhite® 2- and 3-step binning
- Premium Color 3-step binning
- Forward voltage option: 18-V class & 36-V class
- 85 °C binning and characterization
- Maximum drive current: 1200 mA (18 V), 600 mA (36 V)
- 114° viewing angle, uniform chromaticity profile
- Top-side solder connections
- RoHS and REACH compliant
- UL® recognized component (E349212)



Cree LED / 4001 E. Hwy. 54, Suite 2000 / Durham, NC 27709 USA / +1.919.313.5330 / www.cree-led.com

TABLE OF CONTENTS

Characteristics	3
Operating Limits	4
Flux Characteristics, Order Codes & Bins - 18 V	5
Flux Characteristics, Order Codes & Bins, Premium Color- 18 V	5
Flux Characteristics, Order Codes & Bins - 36 V	6
Flux Characteristics, Order Codes & Bins, Premium Color - 36 V	6
Relative Spectral Power Distribution	7
Relative Spectral Power Distribution, Premium Color	8
Electrical Characteristics	9
Relative Luminous Flux	10
Typical Spatial Distribution	11
EasyWhite® Performance Groups - Chromaticity	12
Premium Color Performance Groups - Chromaticity	13
EasyWhite® Bins Plotted on the 1931 CIE Color Space	14
Premium Color Bins Plotted on the 1931 CIE Color Space	15
Bin and Order Code Formats	16
Mechanical Dimensions	17
Thermal Design	18
Notes	20
Packaging	22

CHARACTERISTICS

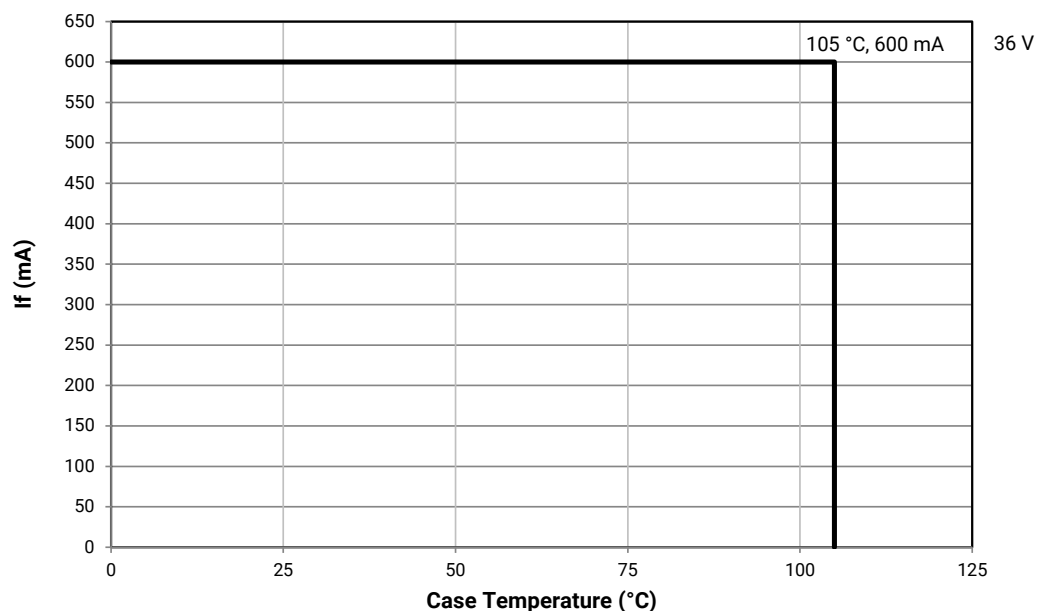
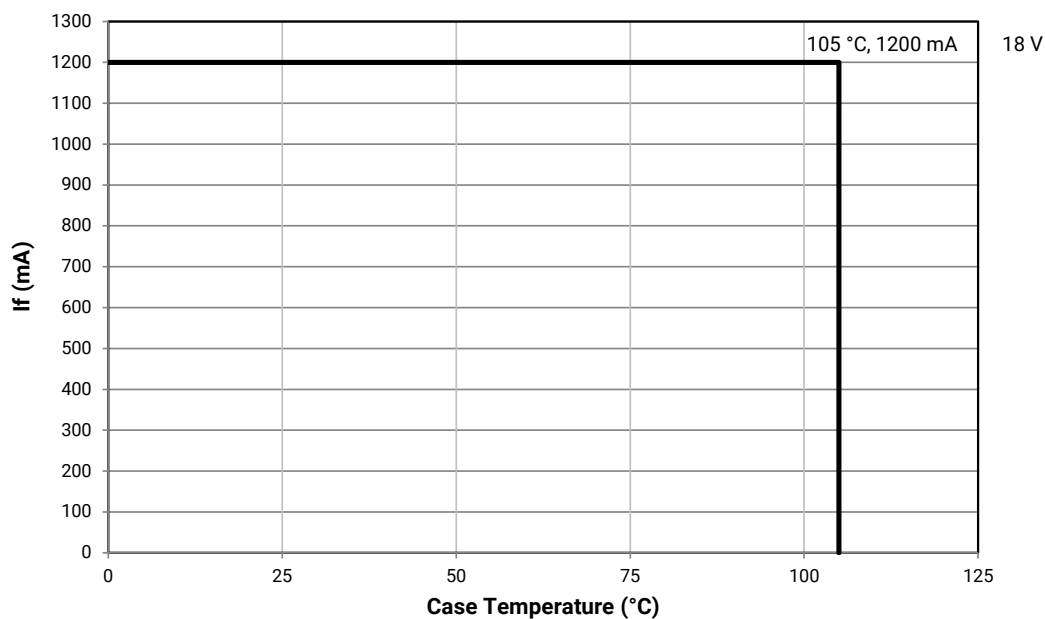
Characteristics	Unit	Minimum	Typical	Maximum
Viewing angle (FWHM)	degrees		114	
ESD withstand voltage (JEDEC JS-001-2012)	V		Class 3A	
DC forward current (18 V)	mA			1200*
DC forward current (36 V)	mA			600*
Reverse current	mA			0.1
Forward voltage (18 V, 700 mA, 85 °C)	V		18.0	19.5
Forward voltage (36 V, 350 mA, 85 °C)	V		36.0	39.0

* Refer to the Operating Limits section.

OPERATING LIMITS

The maximum current rating of the CHA0612 Pro9 LED depends on the case temperature (T_c) when the LED has reached thermal equilibrium under steady-state operation. The graphs shown below assume that the system design employs good thermal management (thermal interface material and heat sink) and may vary when poor thermal management is employed. Either solder pad shown in the Mechanical Dimensions section on page 17 can be used as the T_c measurement point.

Another important factor in good thermal management is the temperature of the Light Emitting Surface (LES). Cree LED recommends a maximum LES temperature of 140 °C to ensure optimal LED lifetime. Please refer to the Thermal Design section on page 18 for more information on LES temperature measurement.



FLUX CHARACTERISTICS, ORDER CODES & BINS - 18 V ($I_F = 700 \text{ mA}$, $T_J = 85^\circ \text{C}$)

The following tables provide order codes for XLamp CHA0612 Pro9 LEDs. For a complete description of the order code nomenclature, please see the Bin and Order Code Formats section (page 16).

Nominal CCT	CRI		Minimum Luminous Flux (lm)	Typical Luminous Flux (lm)	2-Step		3-Step	
	Min.	Typ			Group	Order Code	Group	Order Code
4000 K	90	92	1613	1735	40H	CHA0612-0000-00PF0U0A40H	40G	CHA0612-0000-00PF0U0A40G
	95	98	1526	1641	40H	CHA0612-0000-00PF0Z0A40H	40G	
3500 K	90	92	1575	1693	35H	CHA0612-0000-00PF0U0A35H	35G	CHA0612-0000-00PF0U0A35G
	95	98	1573	1692	35H	CHA0612-0000-00PF0Z0A35H	35G	
3000 K	90	92	1510	1623	30H	CHA0612-0000-00PF0U0A30H	30G	CHA0612-0000-00PF0U0A30G
	95	98	1436	1544	30H	CHA0612-0000-00PF0Z0A30H	30G	
2700 K	90	92	1429	1536	27H	CHA0612-0000-00PF0U0A27H	27G	CHA0612-0000-00PF0U0A27G
	95	98	1366	1469	27H	CHA0612-0000-00PF0Z0A27H	27G	

FLUX CHARACTERISTICS, ORDER CODES & BINS, PREMIUM COLOR- 18 V ($I_F = 700 \text{ mA}$, $T_J = 85^\circ \text{C}$)

Specialty

Nominal CCT	CRI		Minimum Luminous Flux (lm)	Typical Luminous Flux (lm)	3-Step			
	Min.	Typ			Group	Order Code	Group	Order Code
3100 K	90	92	1415	1521	31Q	CHA0612-0000-00PF0U0A31Q		
3000 K	90	92	1393	1497			30U	CHA0612-0000-00PF0U0A30U
			1452	1561	30Q	CHA0612-0000-00PF0U0A30Q		

Notes

- Cree LED maintains a tolerance of $\pm 7\%$ on flux and power measurements, ± 0.005 on chromaticity (CCx, CCy) measurements and a tolerance of ± 2 on CRI measurements. See the Measurements section (page 20).
- For 90 CRI minimum LEDs, CRI R9 typical is 60.

FLUX CHARACTERISTICS, ORDER CODES & BINS - 36 V ($I_F = 350 \text{ mA}$, $T_J = 85^\circ \text{C}$)

The following tables provide order codes for XLamp CHA0612 Pro9 LEDs. For a complete description of the order code nomenclature, please see the Bin and Order Code Formats section (page 16).

Nominal CCT	CRI		Minimum Luminous Flux (lm)	Typical Luminous Flux (lm)	2-Step		3-Step	
	Min.	Typ			Group	Order Code	Group	Order Code
4000 K	90	92	1613	1735	40H	CHA0612-0000-00PN0U0A40H	40G	CHA0612-0000-00PN0U0A40G
	95	98	1526	1641	40H	CHA0612-0000-00PN0Z0A40H	40G	
3500 K	90	92	1575	1693	35H	CHA0612-0000-00PN0U0A35H	35G	CHA0612-0000-00PN0U0A35G
	95	98	1573	1692	35H	CHA0612-0000-00PN0Z0A35H	35G	
3000 K	90	92	1510	1623	30H	CHA0612-0000-00PN0U0A30H	30G	CHA0612-0000-00PN0U0A30G
	95	98	1436	1544	30H	CHA0612-0000-00PN0Z0A30H	30G	
2700 K	90	92	1429	1536	27H	CHA0612-0000-00PN0U0A27H	27G	CHA0612-0000-00PN0U0A27G
	95	98	1366	1469	27H	CHA0612-0000-00PN0Z0A27H	27G	

FLUX CHARACTERISTICS, ORDER CODES & BINS, PREMIUM COLOR - 36 V ($I_F = 350 \text{ mA}$, $T_J = 85^\circ \text{C}$)

Specialty

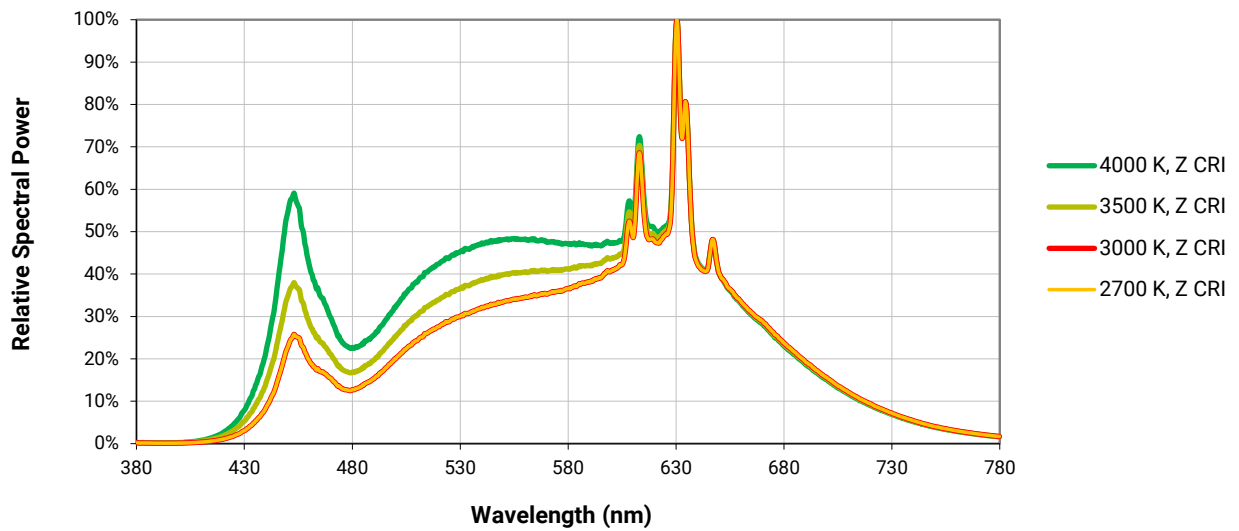
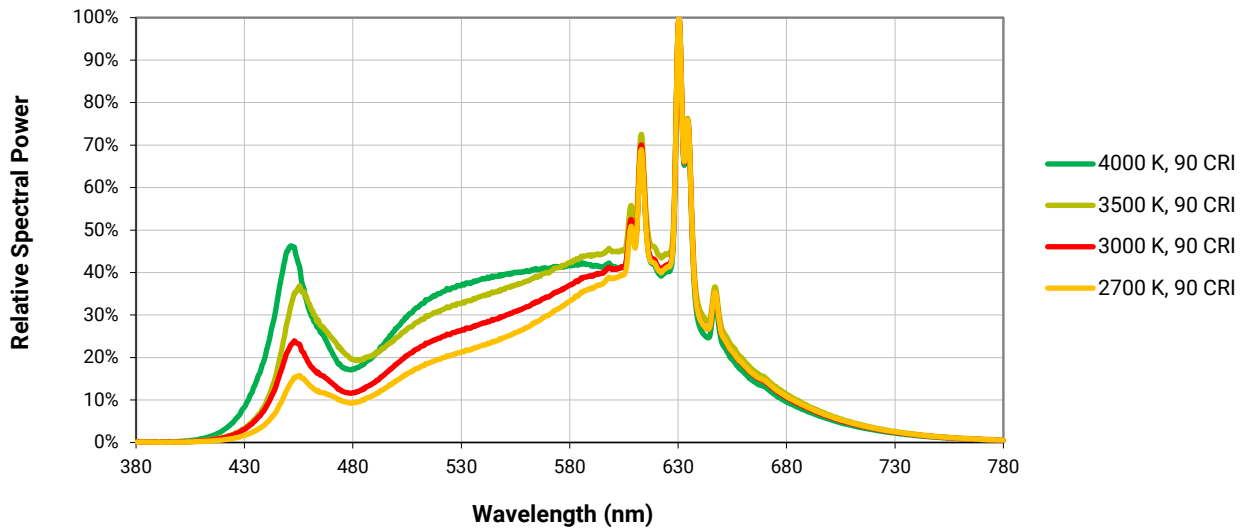
Nominal CCT	CRI		Minimum Luminous Flux (lm)	Typical Luminous Flux (lm)	3-Step			
	Min.	Typ			Group	Order Code	Group	Order Code
3100 K	90	92	1415	1521	31Q	CHA0612-0000-00PN0U0A31Q		
3000 K	90	92	1393	1497			30U	CHA0612-0000-00PN0U0A30U
			1452	1561	30Q	CHA0612-0000-00PN0U0A30Q		

Notes

- Cree LED maintains a tolerance of $\pm 7\%$ on flux and power measurements, ± 0.005 on chromaticity (CCx, CCy) measurements and a tolerance of ± 2 on CRI measurements. See the Measurements section (page 20).
- For 90 CRI minimum LEDs, CRI R9 typical is 60.

RELATIVE SPECTRAL POWER DISTRIBUTION

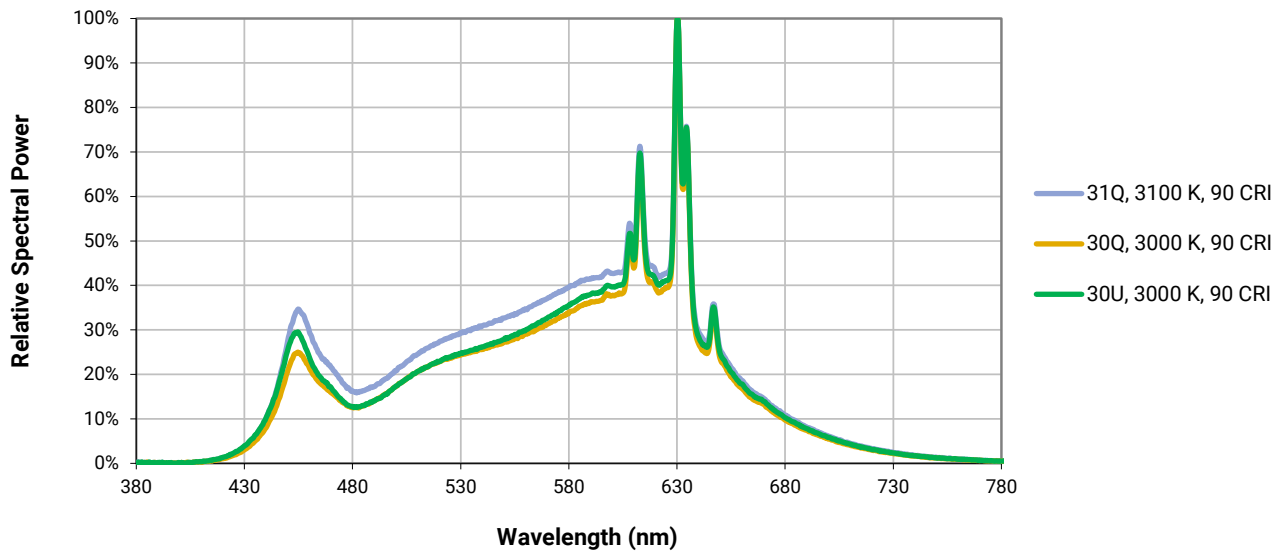
The following graphs are the result of a series of pulsed measurements at 700 mA for the 18-V CHA0612 LED and 350 mA for the 36-V CHA0612 LED and $T_J = 85^\circ\text{C}$.



RELATIVE SPECTRAL POWER DISTRIBUTION, PREMIUM COLOR

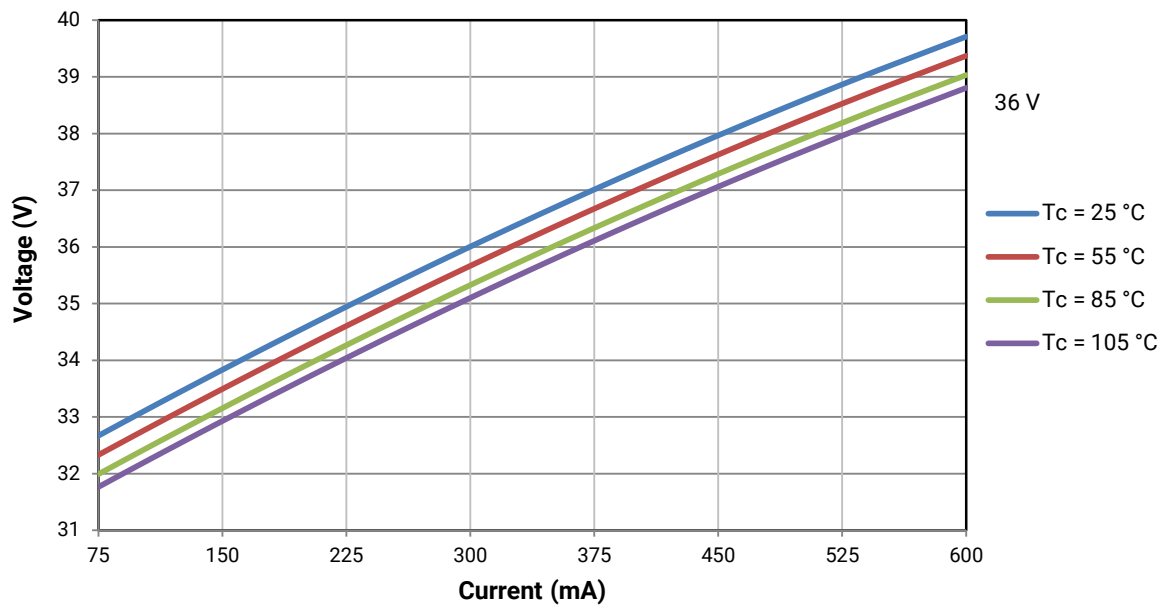
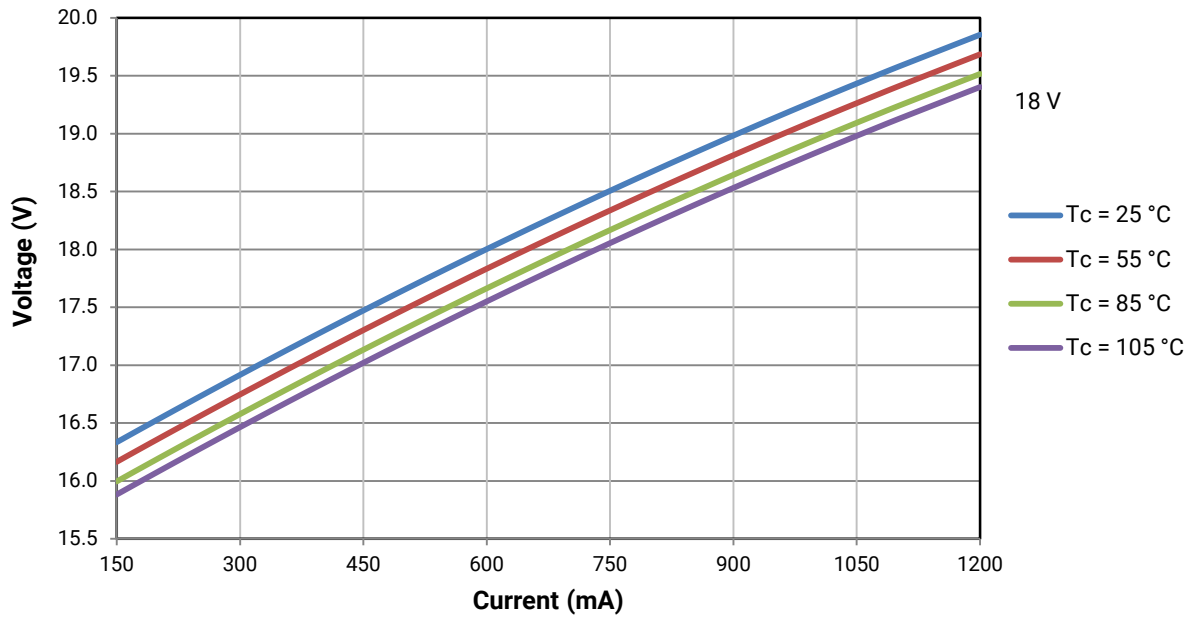
The following graph is the result of a series of pulsed measurements at 700 mA for the 18-V CHA0612 LED and 350 mA for the 36-V CHA0612 LED and $T_j = 85^\circ\text{C}$.

Specialty



ELECTRICAL CHARACTERISTICS

The following graphs are the result of a series of steady-state measurements.

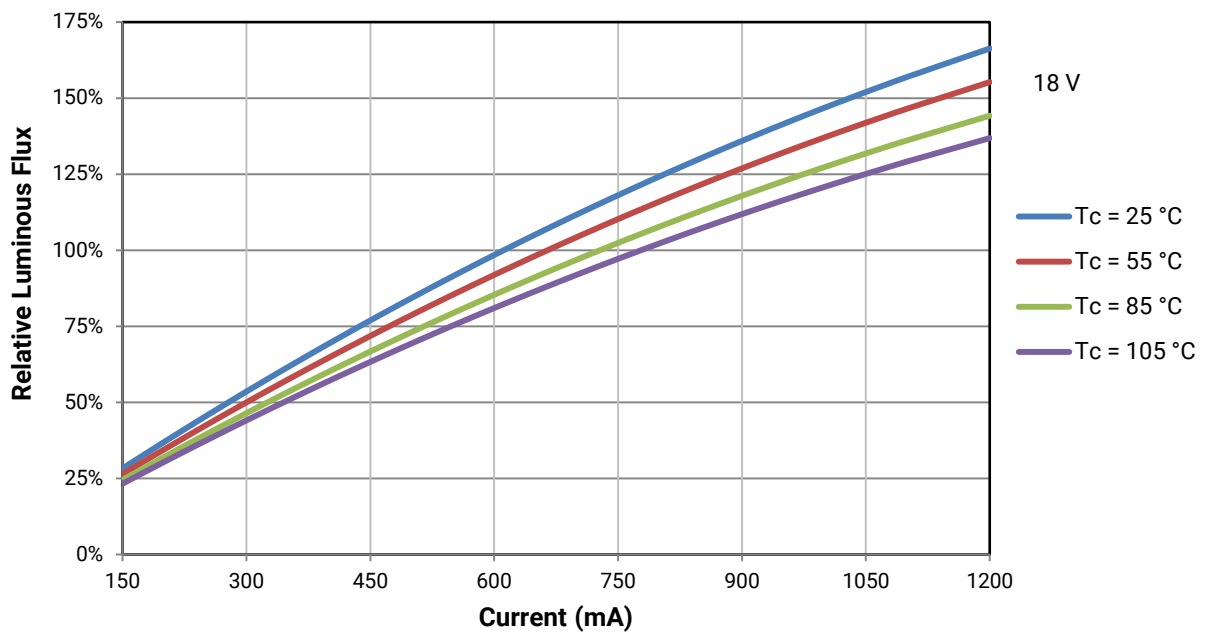


RELATIVE LUMINOUS FLUX

The relative luminous flux values provided below are the ratio of:

- Measurements of the CHA0612 Pro9 LED at steady-state operation at the given conditions, divided by
- Flux measured during binning, which is a pulsed measurement at 700 mA at $T_j = 85^\circ\text{C}$ for the 18-V CHA0612 Pro9 LED.

Using the 18-V CHA0612 Pro9 LED as an example, at steady-state operation of $T_c = 55^\circ\text{C}$, $I_f = 900\text{ mA}$, the relative luminous flux ratio is 125% in the chart below. A CHA0612 Pro9 LED that measures 1501 lm during binning will deliver 1876 lm (1501×1.25) at steady-state operation of $T_c = 55^\circ\text{C}$, $I_f = 900\text{ mA}$.

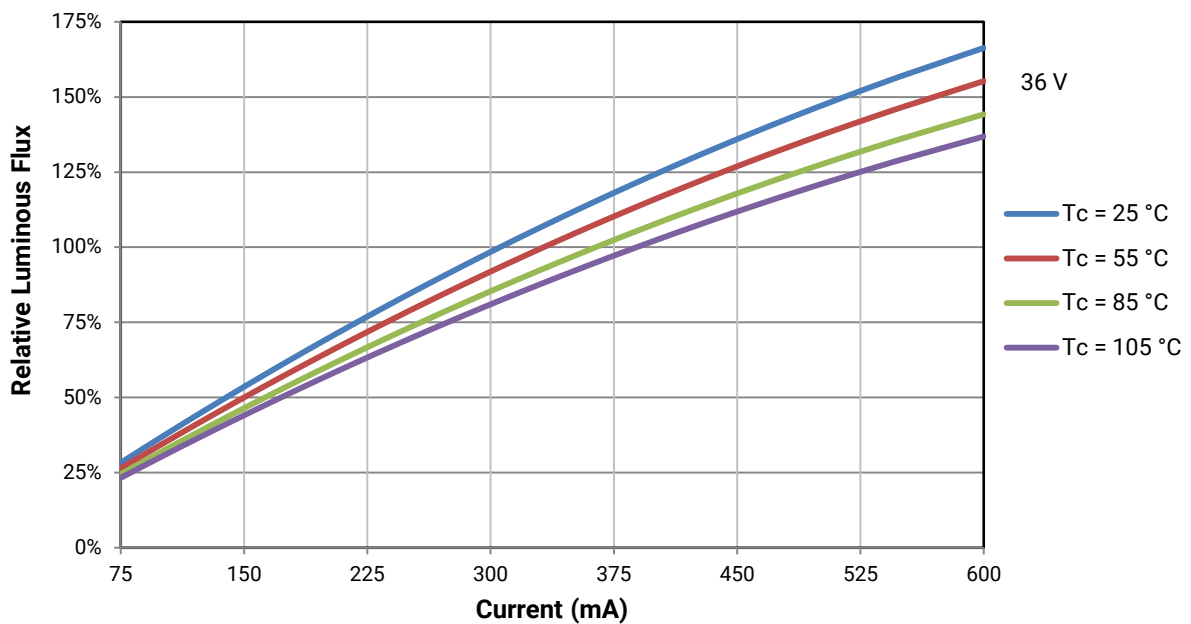


RELATIVE LUMINOUS FLUX - CONTINUED

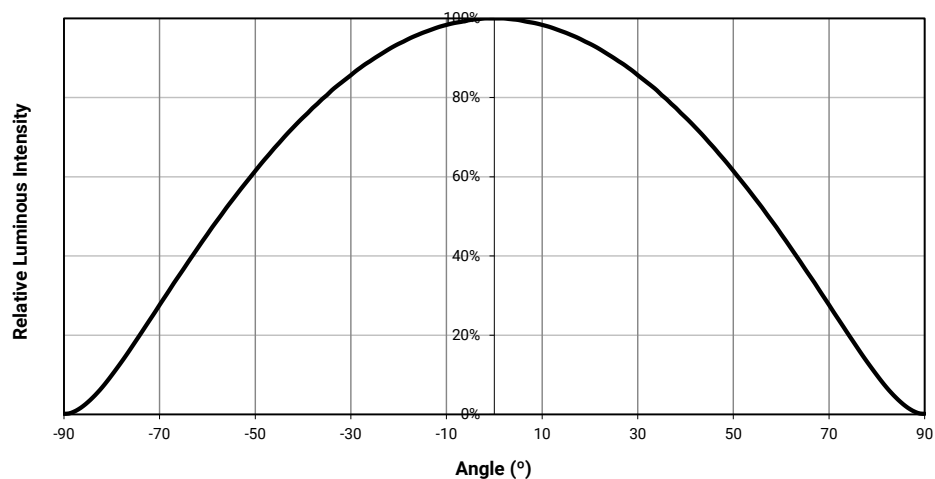
The relative luminous flux values provided below are the ratio of:

- Measurements of the CHA0612 Pro9 LED at steady-state operation at the given conditions, divided by
- Flux measured during binning, which is a pulsed measurement at 350 mA at $T_j = 85^\circ\text{C}$ for the 36-V CHA0612 Pro9 LED.

Using the 36-V CHA0612 Pro9 LED as an example, at steady-state operation of $T_c = 55^\circ\text{C}$, $I_f = 450\text{ mA}$, the relative luminous flux ratio is 125% in the chart below. A CHA0612 Pro9 LED that measures 1501 lm during binning will deliver 1876 lm (1501×1.25) at steady-state operation of $T_c = 55^\circ\text{C}$, $I_f = 450\text{ mA}$.



TYPICAL SPATIAL DISTRIBUTION



EASYWHITE® PERFORMANCE GROUPS - CHROMATICITY ($T_j = 85\text{ }^{\circ}\text{C}$)

XLamp CHA0612 Pro9 LEDs are tested for chromaticity and placed into one of the regions defined by the following bounding coordinates.

EasyWhite Color Temperatures – 2-Step			
Code	CCT	x	y
40H	4000 K	0.3777	0.3739
		0.3797	0.3816
		0.3861	0.3855
		0.3838	0.3777
35H	3500 K	0.4022	0.3858
		0.4053	0.3942
		0.4125	0.3977
		0.4091	0.3891
30H	3000 K	0.4287	0.3975
		0.4328	0.4064
		0.4390	0.4086
		0.4347	0.3996
27H	2700 K	0.4524	0.4048
		0.4574	0.4140
		0.4633	0.4154
		0.4581	0.4062

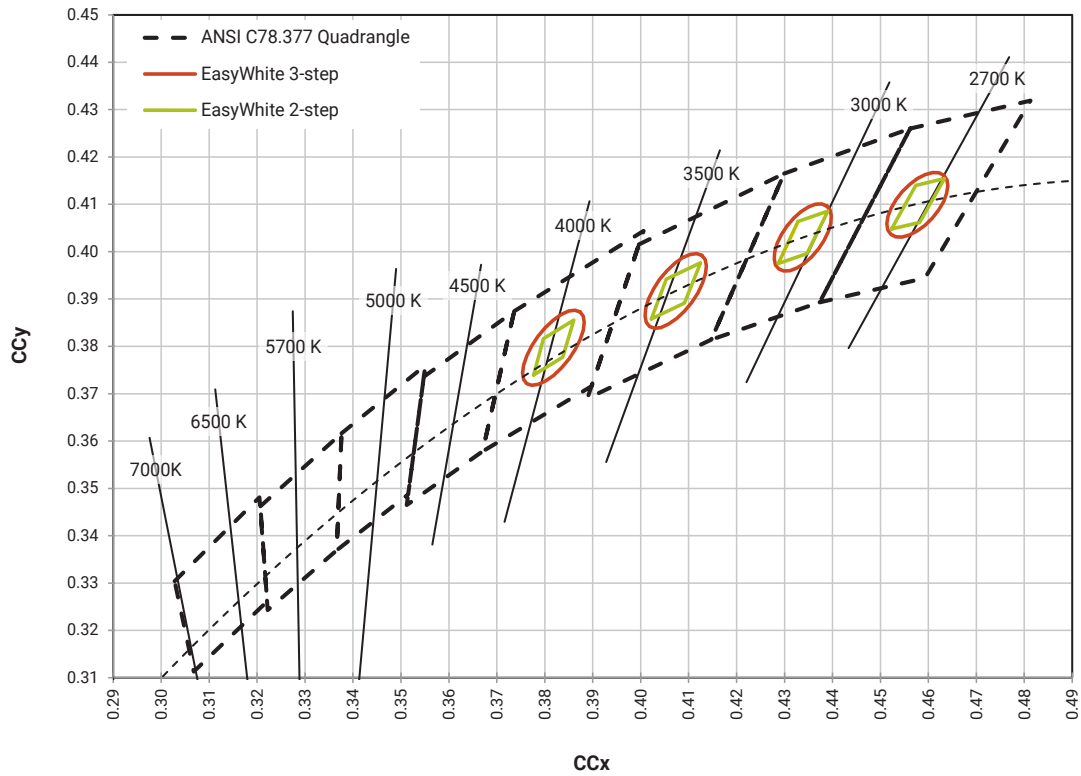
EasyWhite Color Temperatures – 3-Step Ellipse						
Bin Code	CCT	Center Point		Major Axis	Minor Axis	Rotation Angle (°)
		x	y	a	b	
40G	4000 K	0.3818	0.3797	0.00939	0.00402	53.7
35G	3500 K	0.4073	0.3917	0.00927	0.00414	54.0
30G	3000 K	0.4338	0.4030	0.00834	0.00408	53.2
27G	2700 K	0.4577	0.4099	0.00834	0.00420	48.5

PREMIUM COLOR PERFORMANCE GROUPS - CHROMATICITY ($T_j = 85\text{ }^{\circ}\text{C}$)

XLamp CHA0612 Pro9 LEDs are tested for chromaticity and placed into one of the regions defined by the following bounding coordinates.

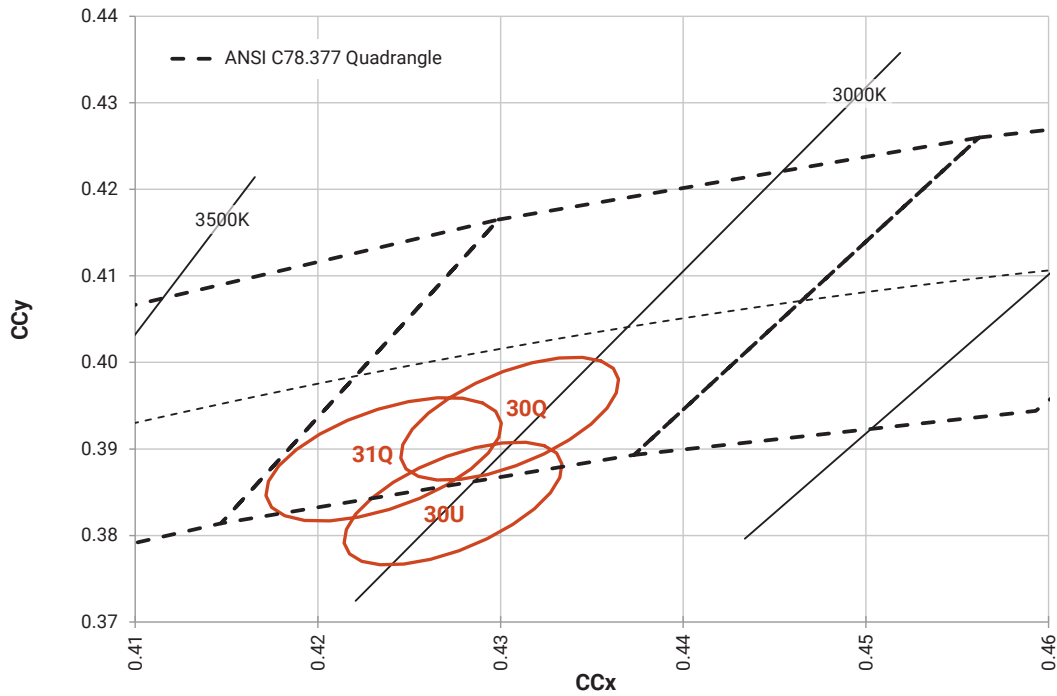
Specialty

EasyWhite Color Temperatures – 3-Step Ellipse						
Bin Code	CCT	Center Point		Major Axis	Minor Axis	Rotation Angle (°)
		x	y	a	b	
31Q	3100 K	0.4236	0.3888	0.00848	0.00455	50.3
30Q	3000 K	0.4305	0.3935	0.00834	0.00408	53.2
30U	3000 K	0.4274	0.3837	0.00834	0.00408	53.2

EASYWHITE® BINS PLOTTED ON THE 1931 CIE COLOR SPACE ($T_J = 85^\circ\text{C}$)

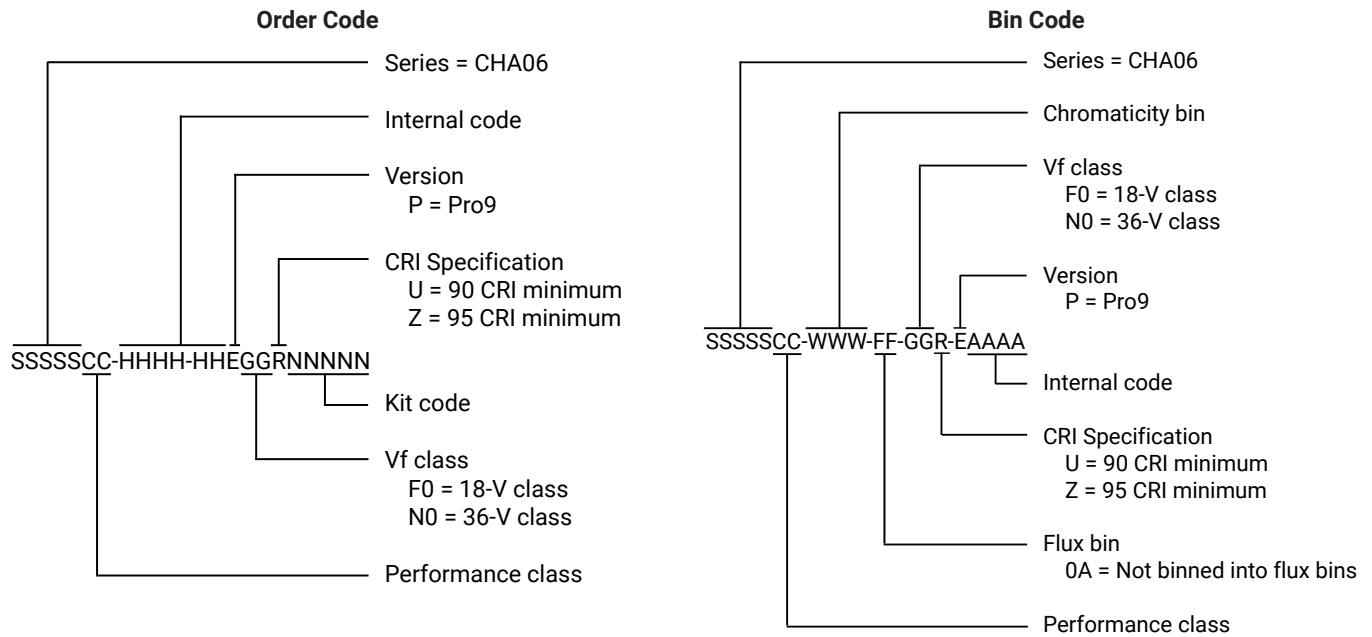
PREMIUM COLOR BINS PLOTTED ON THE 1931 CIE COLOR SPACE ($T_j = 85^\circ\text{C}$)

Specialty (3-step)



BIN AND ORDER CODE FORMATS

Bin codes and order codes are configured as follows:



MECHANICAL DIMENSIONS

Dimensions are in mm.

Tolerances unless otherwise specified: ± 0.13

$x^\circ \pm 1^\circ$

Meaning of LED marking

A0612F = 18-V CHA0612 Pro9

A0612N = 36-V CHA0612 Pro9

P-X₁ X₂ X₃ X₄ X₅

X1 CCT

5 = 4000 K

6 = 3500 K

7 = 3000 K

8 = 2700 K

X2

M = EasyWhite LED on
the black-body line
Q = Specialty LED below
the black-body line
U = Specialty LED below
the black-body line

X3 Flux bin

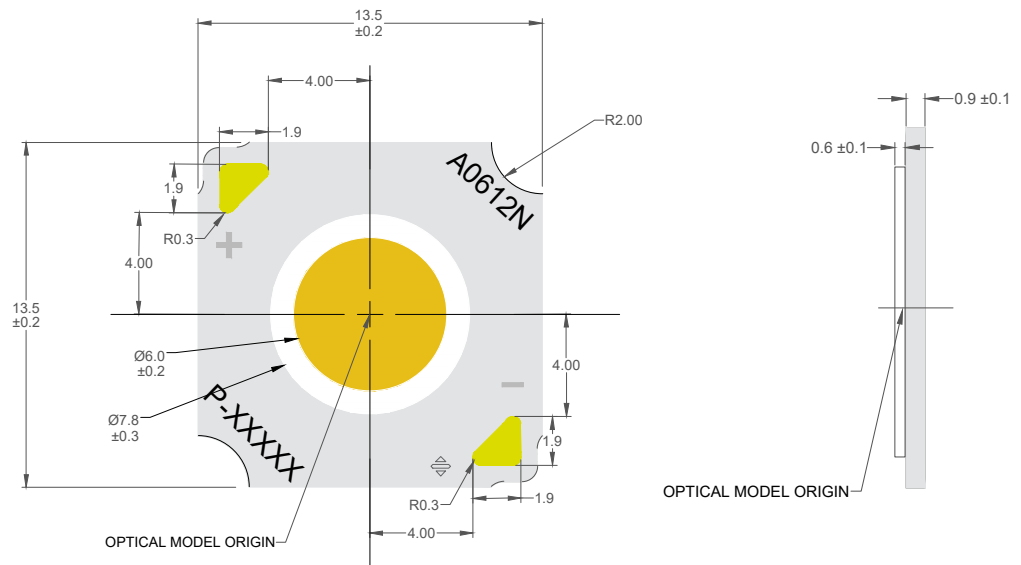
X4

0A = Not binned into flux
bins

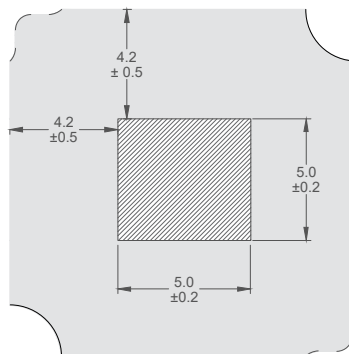
X5 CRI

U = 90 CRI min

Z = 95 CRI min



To assist in identifying the LED, CHA0612 Pro9 LEDs provide a 2D barcode, positioned on the back of the LED, as shown in the following diagram. For a complete description of the bar code format, please refer to the [XLamp CHA Family LEDs soldering and handling document](#).



Tc measurement point: either the anode or cathode solder pad

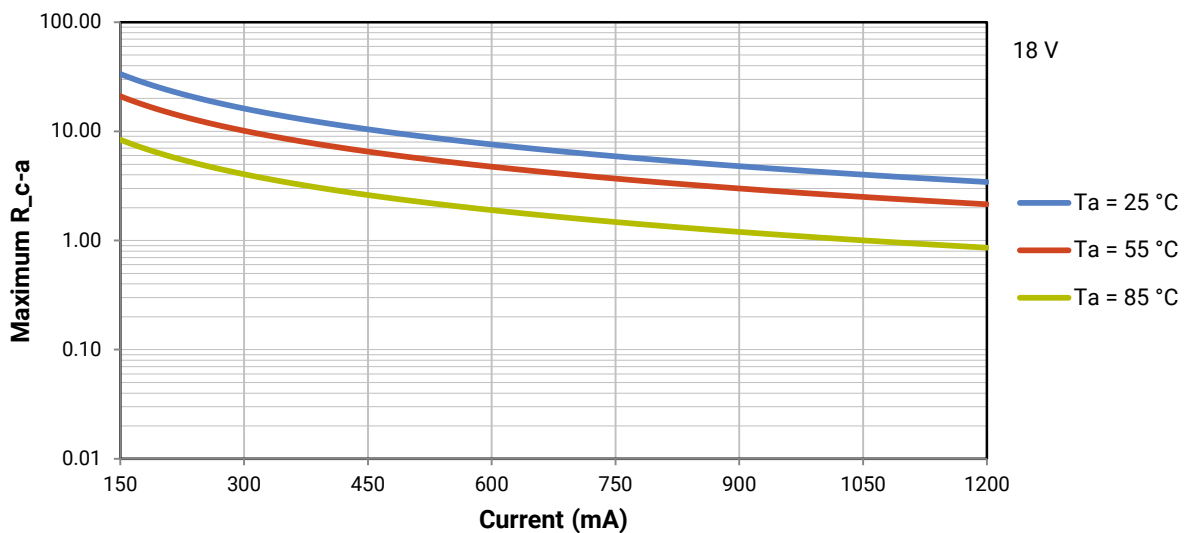
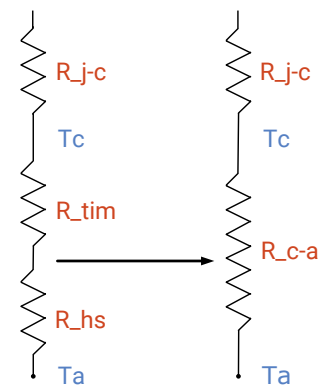
THERMAL DESIGN

The CHA family of LED arrays can include over a hundred different LED die inside one package, and thus over a hundred different junction temperatures (T_j). Cree LED has intentionally removed junction-temperature-based operating limits and replaced the commonplace maximum T_j calculations with maximum ratings based on forward current (I_f) and case temperature (T_c). No additional calculations are required to ensure the CHA LED is being operated within its designed limits. LES temperature measurement provides additional verification of good thermal design. Please refer to page 4 for the Operating Limits specification.

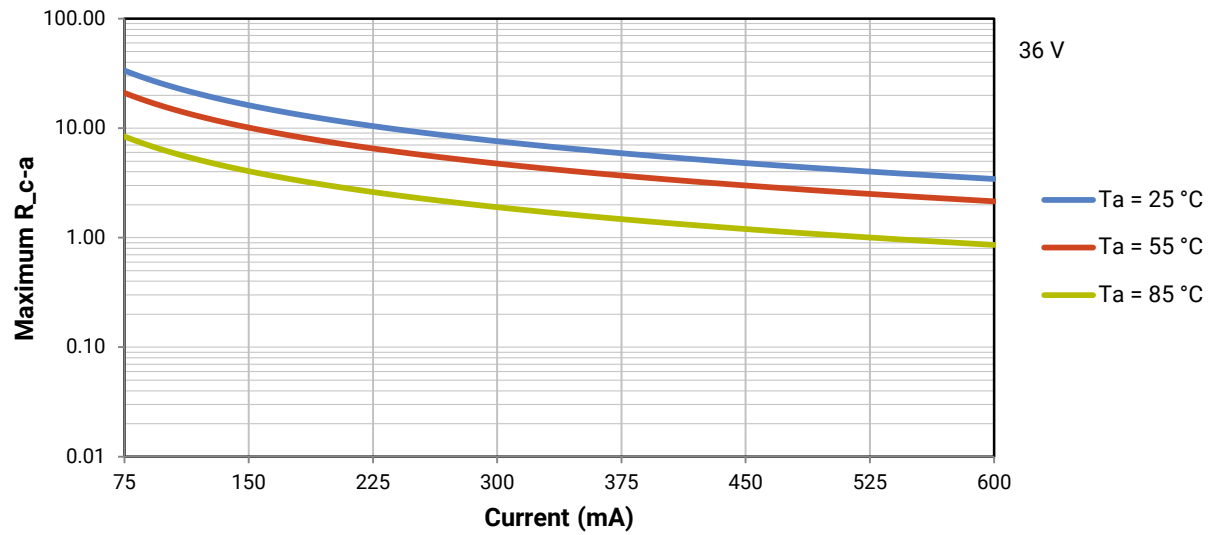
There is no need to calculate for T_j inside the package, as the thermal management design process, specifically from solder point (T_{sp}) to ambient (T_a), remains identical to any other LED component. For more information on thermal management of XLamp LEDs, please refer to the [Thermal Management application note](#). For CHA soldering recommendations and more information on thermal interface materials (TIM), LES temperature measurement, and connection methods, please refer to the [XLamp CHA Family LEDs soldering and handling document](#).

To keep the CHA0612 Pro9 LED at or below the maximum rated T_c , the case to ambient temperature thermal resistance (R_{c-a}) must be at or below the maximum R_{c-a} value shown on the following graphs, depending on the operating environment. The y-axis in the graphs is a base 10 logarithmic scale.

As the figure at right shows, the R_{c-a} value is the sum of the thermal resistance of the TIM (R_{tim}) plus the thermal resistance of the heat sink (R_{hs}).



THERMAL DESIGN - CONTINUED



NOTES

LED Use

This LED may be used for general indoor and outdoor commercial lighting applications. Use of this LED in medical equipment, airfields, runways, aircraft, stage studios applications, information displays utilizing LCD Backlights and other emissive pixel display technology, or products intended for sale for residential end-use applications is prohibited ("Use Restrictions"). Purchaser of this LED must inform its downstream customers of the aforementioned Use Restrictions. If purchaser and/or customer of purchaser breaches the use restriction ("Breaching Party"), Cree LED must be timely notified of the breach and the Breaching Party must take reasonable measures to terminate the breach. Failure to timely cure such breach may result in Cree LED halting supply of LEDs to the breaching party.

Measurements

The luminous flux, radiant power, chromaticity, forward voltage and CRI measurements in this document are binning specifications only and solely represent product measurements as of the date of shipment. These measurements will change over time based on a number of factors that are not within Cree LED's control and are not intended or provided as operational specifications for the products. Calculated values are provided for informational purposes only and are not intended or provided as specifications.

Pre-Release Qualification Testing

Please read the [LED Reliability Overview](#) for details of the qualification process Cree LED applies to ensure long-term reliability for XLamp LEDs and details of Cree LED's pre-release qualification testing for XLamp LEDs. Cree LED did not perform Room Temperature Operating Life (RTOL) testing on the CHA0612 Pro9 LED.

Lumen Maintenance

Cree LED now uses standardized IES LM-80-08 and TM-21-11 methods for collecting long-term data and extrapolating LED lumen maintenance. For information on the specific LM-80 data sets available for this LED, refer to the public [LM-80 results document](#).

Please read the [Long-Term Lumen Maintenance application note](#) for more details on Cree LED's lumen maintenance testing and forecasting. Please read the [Thermal Management application note](#) for details on how thermal design, ambient temperature, and drive current affect the LED junction temperature.

RoHS Compliance

The levels of RoHS restricted materials in this product are below the maximum concentration values (also referred to as the threshold limits) permitted for such substances, or are used in an exempted application, in accordance with EU Directive 2011/65/EC (RoHS2), as implemented January 2, 2013. RoHS Declarations for this product can be obtained from your Cree LED representative or from the [Product Ecology](#) section of the Cree LED website.

REACH Compliance

REACH substances of very high concern (SVHCs) information is available for this product. Since the European Chemical Agency (ECHA) has published notice of their intent to frequently revise the SVHC listing for the foreseeable future, please contact a Cree LED representative to insure you get the most up-to-date REACH SVHC Declaration. REACH banned substance information (REACH Article 67) is also available upon request.

NOTES - CONTINUED

UL® Recognized Component

This product meets the requirements to be considered a UL Recognized Component with Level 4 enclosure consideration. The LED package or a portion thereof has been investigated as a fire and electrical enclosure per ANSI/UL 8750.

Vision Advisory

WARNING: Do not look at an exposed lamp in operation. Eye injury can result. For more information about LEDs and eye safety, please refer to the [LED Eye Safety application note](#).

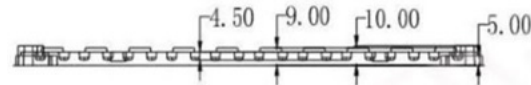
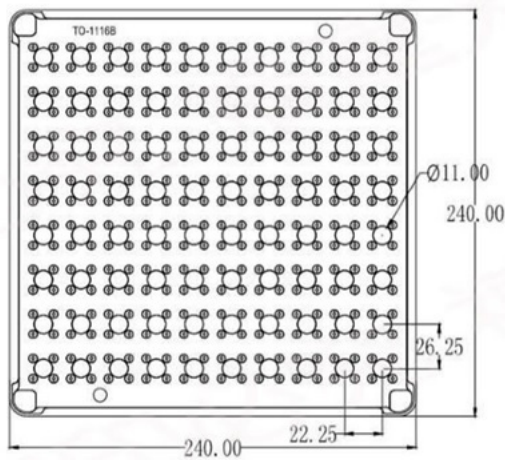
PACKAGING

CHA0612 Pro9 LEDs are packaged in trays of 80. Five trays are sealed in an anti-static bag and placed inside an inner box, for a total of 400 LEDs per box. Each box contains LEDs from the same performance bin. Eight boxes are placed inside a carton, for a total of 3,200 LEDs per carton.

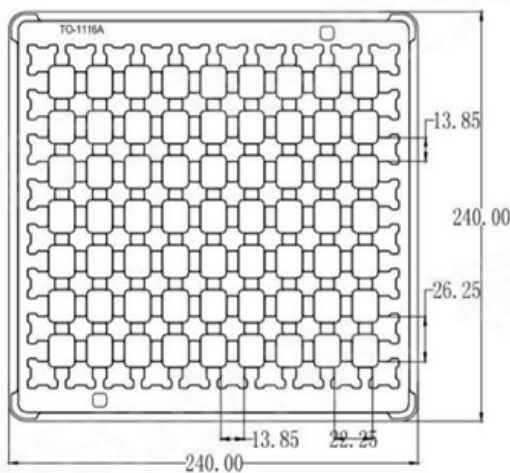
Dimensions are in mm.

Tolerances: ± 0.5 mm

Load Tray



Upper Tray



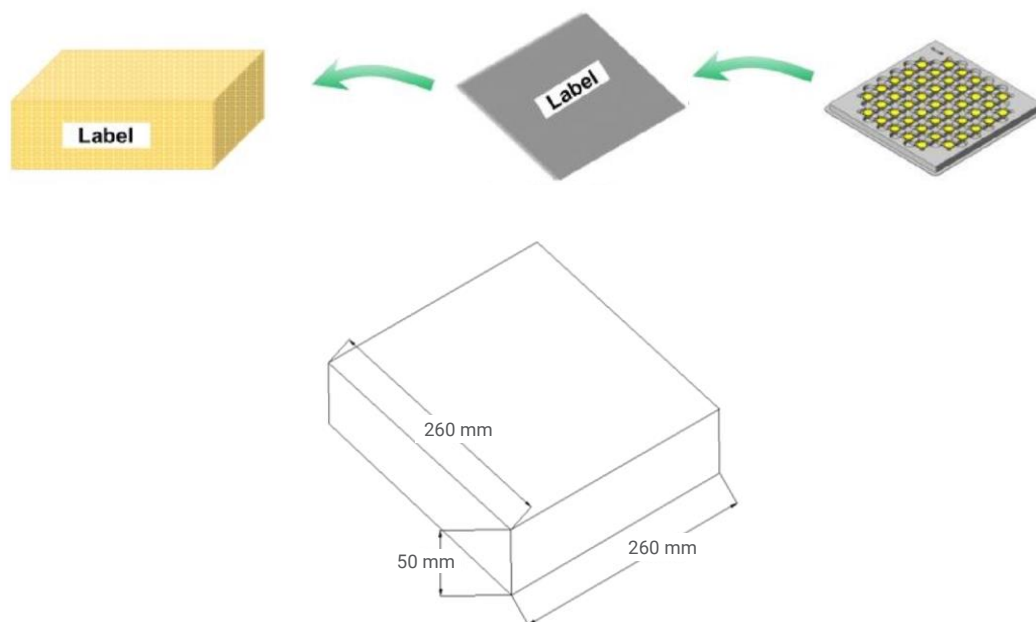
PACKAGING - CONTINUED

CHA0612 Pro9 LEDs are packaged in trays of 80. Five trays are sealed in an anti-static bag and placed inside an inner box, for a total of 400 LEDs per box. Each box contains LEDs from the same performance bin. Eight boxes are placed inside a carton, for a total of 3,200 LEDs per carton.

Dimensions are in mm.

Tolerances: ± 3 mm

Inner Box



Outer Carton

