

LF-GIT040YAI1050H(S)

GIT*YA SELV with 8-output current | Constant Current - Non dimmable



Product family features

- Low THD<20% @full load
- Rated supply range: 220–240 VAC
- Ta range: -20 - +40°C
- Ripple current<5%
- 5 years guarantee



Product family benefits

- Output current adjustable via DIP switch with 8-shift
- Flicker free; SELV output
- Long lifetime and high reliability

Typical applications

- For track light
- For office, commercial, decorative and retail lighting, etc.

Product parameters

- Output current 700/750/800/850/900/950/1000/1050mA
- Output power 7-44W
- Input voltage 198–264Vac
- Output voltage 9-42Vdc
- Efficiency 89%

Electrical data

Input data

Nominal input voltage	220 ... 240V
Input voltage AC	198 ... 264V
Mains frequency	50/60Hz
Power factor	≥0.95
Efficiency	89% ¹⁾
THD	≤20%
Input current	0.28A Max
Inrush current	25A ²⁾
Loading no. on circuit breaker 10 A (B)	17
Loading no. on circuit breaker 10 A (C)	24
Loading no. on circuit breaker 16 A (B)	29
Loading no. on circuit breaker 16 A (C)	47
Protective conductor current	≤0.7mA

Output data

Nominal output voltage	9...42V ³⁾
Nominal output current	700/750/800/850/900/950/1000/1050mA
Default output current	1050mA
Current set	DIP switch (please see the DIP switch definition)
Maximum output power	44W
Nominal output power	7...44W
Output ripple current (100 Hz)	<5%
Flicker	Comply with IEEE Std 1789-2015
CIE SVM	≤0.4
IEC-Pst	≤1
Output current tolerance	±5% ⁴⁾
Temperature tolerance	±10%
Starting time	<0.5S

Safety

Withstanding Voltage	I/P-O/P: 3.75kV&5mA&60S
Surge capability (L-N)	2kV
Insulation Resistance	I/P-O/P: >100MΩ@500VDC
Guarantee	5 years ⁵⁾

1) @1050mA 230Vac

2) t=200μs

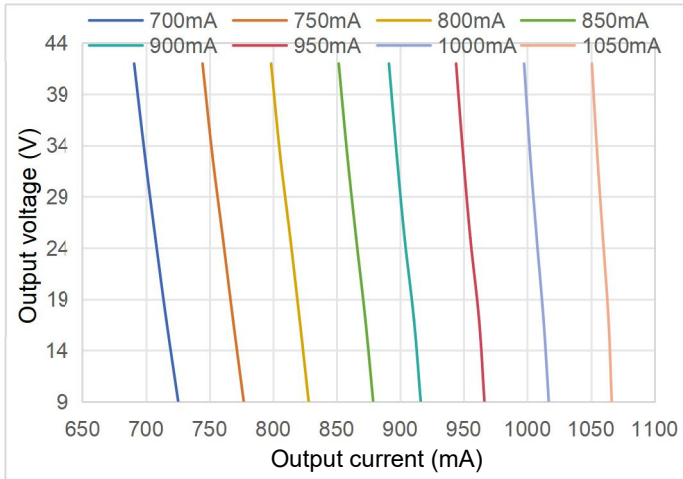
3) Please refer to the operating window for the relationship between the output voltage and current

4) Output voltage 25-42V

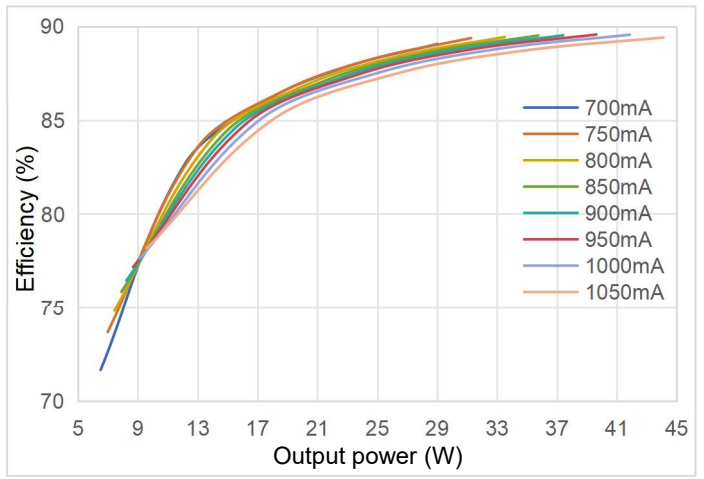
5) 5 years@Tc≤80°C

Characteristic diagram

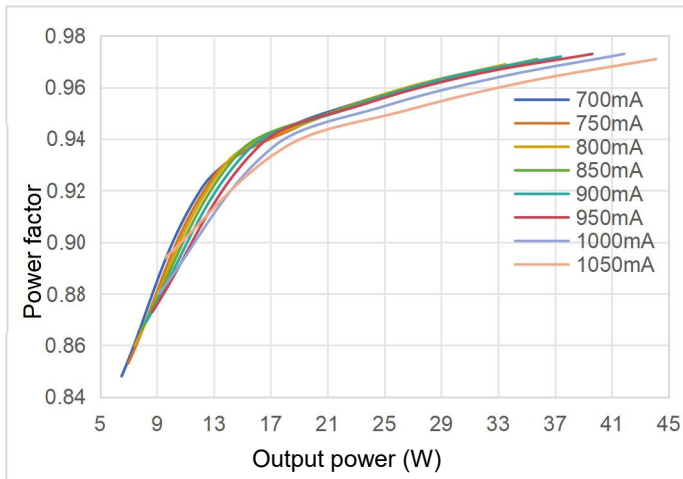
Operating Window



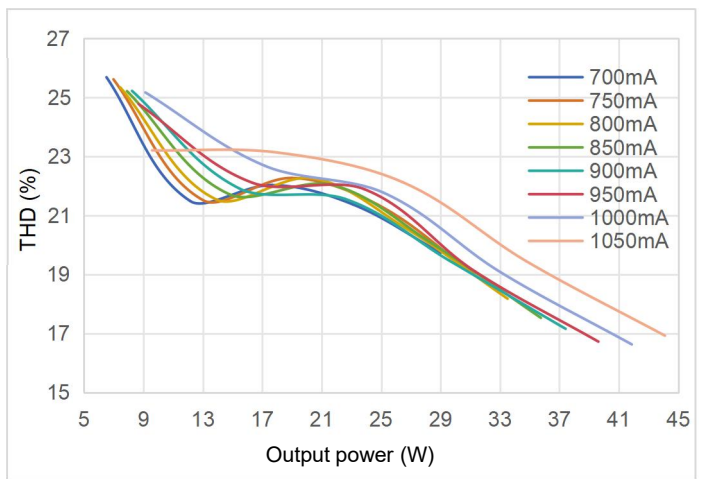
Typical Efficiency vs Load



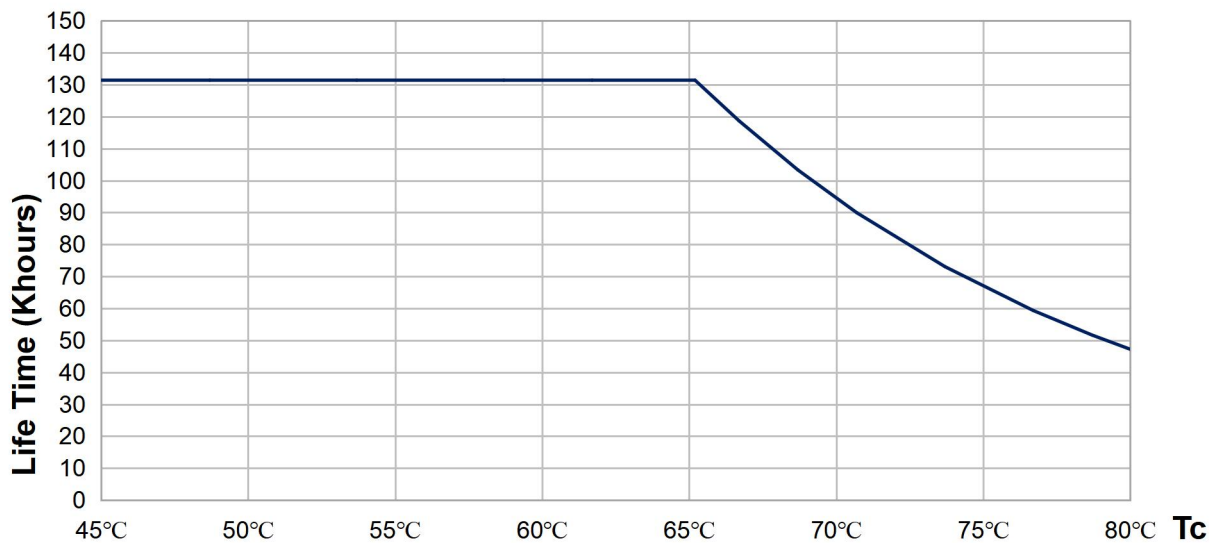
Typical Power Factor vs Load



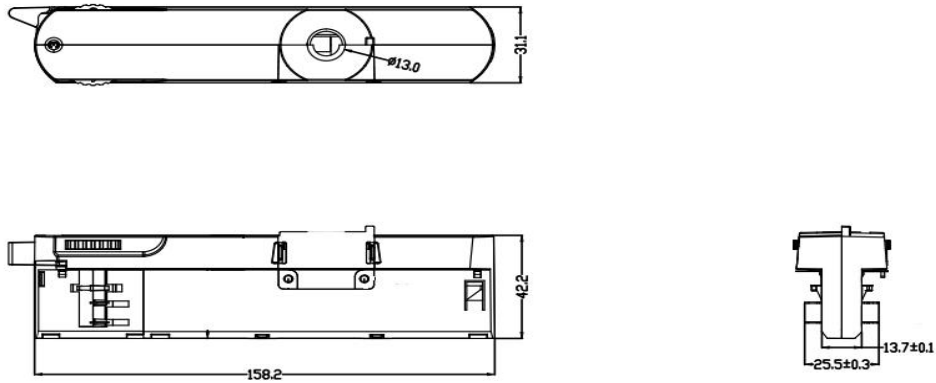
Typical THD vs Load



Lifespan



Dimensions



Product weight	106.5 g
Cable cross-section, output side	0.5 ... 1.5 mm ²
Wire preparation length, output side	7 ... 8mm
Length	158.2mm
Width	42.2mm
Height	31.1mm

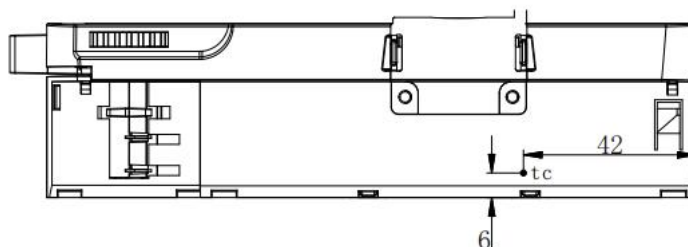
Colors & materials

Casing material	PC
Casing color	White, black, gray

Temperature & operating conditions

Ambient temperature range	-20 ... +40°C
Maximum temperature at tc test point	85°C
Temperature range at storage	-30 ... +80°C (6 months in Class I environment)
Humidity range at storage	20-95%RH (no condensation)
Humidity during operation	20-90%RH
RoHS	RoHS 2.0 (EU) 2015/863

Tc test point



Note: The picture is a front view, and the Tc point is on the front of the product.

Product Terminal

Input		Output	
AC-L	AC live wire input	LED+	Positive electrode output of LED driver
AC-N	AC neutral wire input	LED-	Negative electrode output of LED driver

DIP switch Terminal

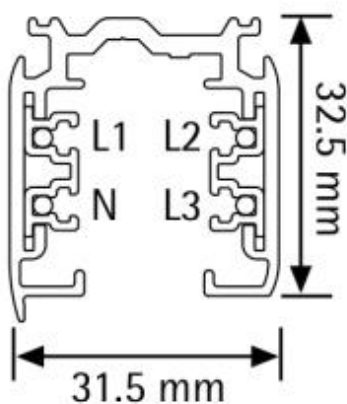
Output current	Output voltage application	DIP switch 1	DIP switch 2	DIP switch 3
700mA	9-42Vdc	-	-	-
750mA	9-42Vdc	ON	-	-
800mA	9-42Vdc	-	ON	-
850mA	9-42Vdc	ON	ON	-
900mA	9-42Vdc	-	-	ON
950mA	9-42Vdc	ON	-	ON
1000mA	9-42Vdc	-	ON	ON
*1050mA	9-42Vdc	ON	ON	ON

Note: "-": shift OFF. "*": default current. DIP when power on is NOT allowed. Please disconnect the AC power before DIP.

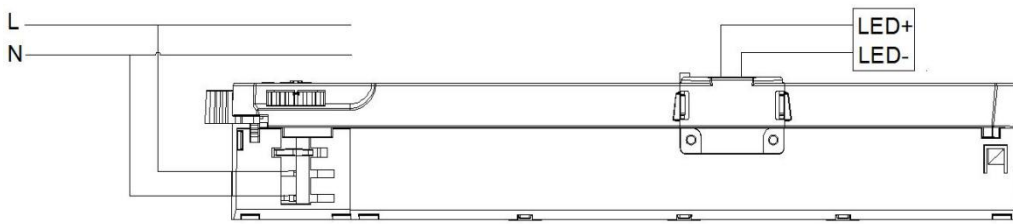
Product Application Track

No.	Brand	Track Type	Phase Position
1	Global	XTS 4 & XTSF 4	3P
2	Eutrac	2510x	3P
3	Ivela	7501	3P
4	Unipro	T32B	3P

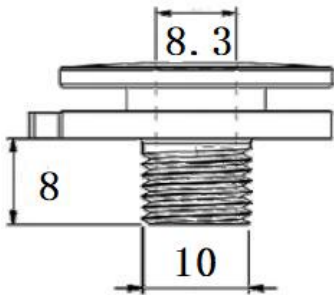
Diagram of a 4-Wire, 3-Circuit Track



Wiring diagram



Screw thread



Specification	Color
M10*8mm	Black
	White
	Grey

Capabilities

Dimmable	-
Overheating protection	When the temperature on the front side of U2 reaches 137 °C, the output current drops
Overload protection	-
Short-circuit protection	Automatic reversible
No-load protection	<55V
Suitable for fixtures with prot. class	II
Control interface	-
Output interface	1 channel

Programming

Programming device	-
DALI control software	-
APP	-

Certificates & standards

Approval marks – approval	ENEC, CB, CE, RCM, UKCA, EAC
Standards	GB 19510.1-2009, GB 19510.14-2009 IEC/EN 61347-2-13, IEC/EN 61347-1, IEC/EN 62493 IEC/EN 62384 AS 61347.1, AS 61347.2.13
EMC	GB 17625.1-2022, GB/T 17743-2021 EN 55015, EN 61547, EN 61000-3-2,3
Type of protection	IP20

Logistical Data

Product	Packaging unit (Pieces/Unit)	Dimensions (L*W*H)	Volume	Gross weight
LF-GIT040YAI11050H(S)	36	385mm*285mm*210mm	23.04 dm ³	4.6kg±5%

Test equipment & condition

Test Equipment	AC power source: CHROMA6530, digital power meter: CHROMA66205, oscilloscope: Tektronix DPO3014, DC electronic load: M9712B, LED board, constant temperature and humidity chamber, lightning surge generator: Everfine EMS61000-5B, rapid group pulse generator: Everfine EMS61000-4A, spectroanalyzer: KH3935, hi-pot tester: EEC SE7440, flicker tester (flicker-free coefficient test): Everfine LFA-3000, etc.
-----------------------	---

If there are no special remarks, the above parameters are tested at the ambient temperature of 25°C, humidity of 50%, maximum output load and input voltage of 230Vac/50Hz.

Additional information

1. It is recommended that user install the over voltage protection, under voltage protection and surge protection devices in the power supply circuits of light fixtures to ensure electricity safety.

2. The LED driver used in combination with the end device is one of the accessories of the whole light fixture, and the EMC of the whole light fixture is not only susceptible to the driver itself, but to the LED light fixture and the whole light fixture's wiring. Thus, the manufacturer of LED light fixture should re-confirm the EMC of the whole light fixture before the whole light fixture is finished.

3. The test conditions of the circuit breaker configuration quantity are the same as those of the inrush current.

4. The PC cover, casing and end cap for assembling the LED driver in the light fixture must meet the fire rating of UL94-V0 or above.

Transportation & storage

Suitable transportation means: vehicles, boats and aeroplanes.

In transit, it is necessary to prepare awnings for rain or sun protection. Moreover, please keep civilized loading and unloading to prevent the vibration or impact of LED driver as much as possible.

The storage of LED driver shall conform to the standard of Class I environment. When using LED drivers which have been stored for more than 6 months, please re-test them firstly. Do not use them unless they are tested to be qualified.

Cautions

Please use Lifud LED driver according to its parameters in the specification, otherwise the LED driver may malfunction.

Using any incompatible light fixtures or those that have not been certified may cause fire, explosion or other risks.

Man-made damage is beyond the scope of Lifud warranty service.

Disclaimer

Subject to change without notice. Errors and omission excepted. Always make sure to use the most recent release.

Lifud Technology Co., Ltd. reserves the right to interpret any contents of this specification.